

## **Appendix E**

Lab Analysis Logbook Notes

1-28-17

62 - steved w/ additional #4, steve, kept #35 down

3 - kept #35 down

1-29-17

9 kept #35 down

20 kept #35 down

10 kept #35 down

1-30-17

H57 - 35 down

H54 - 35 down

2-4

24 - 35 down

Scale: 1 square = \_\_\_\_\_

*Rite in the Rain*



15 - 35 down

7 - 35 down

2-5-17

#1 → 35 down

2-10

#6 → 35 down

2-11

#32 → 35 down

H56 → 35 down

H55 → 35 down

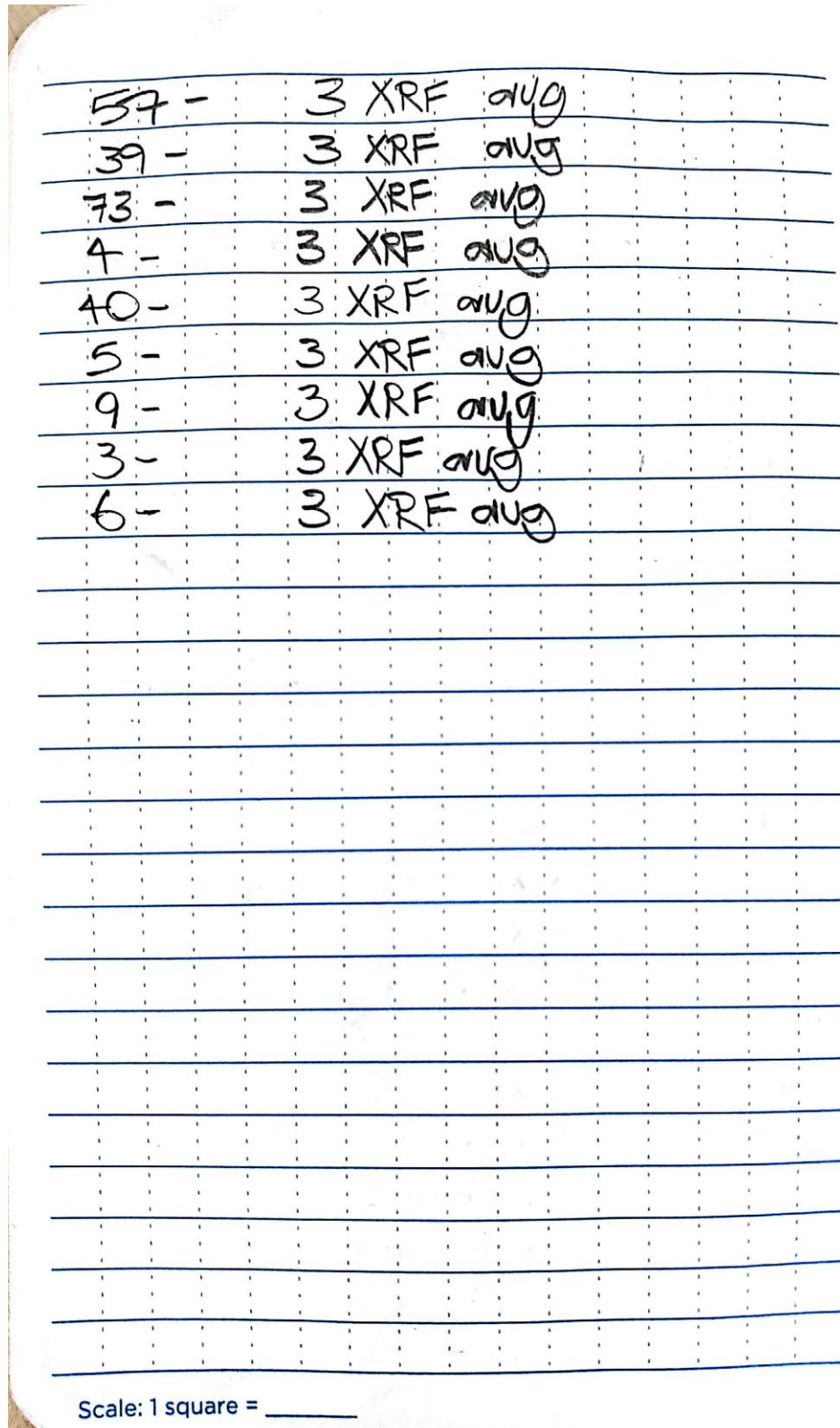
Scale: 1 square = \_\_\_\_\_

2-18

15 -	3 XRF avg
54 -	3 XRF avg
HS7 -	3 XRF avg
HS6 -	3 XRF avg
HS5 -	3 XRF avg
1 -	3 XRF avg
61 -	3 XRF avg
24 -	3 XRF avg
22 -	3 XRF avg
58 -	3 XRF avg
62 -	3 XRF avg
10 -	3 XRF avg
11 -	3 XRF avg
20 -	3 XRF avg
19 -	3 XRF avg
37 -	3 XRF avg
41 -	3 XRF avg
42 -	3 XRF avg
HS4 -	3 XRF avg
HS3 -	3 XRF avg
HS2 -	3 XRF avg
32 -	3 XRF avg
7 -	1 XRF shot

Scale: 1 square = \_\_\_\_\_

*Put in the Rain.*



A photograph of a handwritten list on a grid-lined notebook page. The list consists of nine rows, each containing a number followed by a hyphen, the number '3', the text 'XRF', and the word 'avg'. The handwriting is in black ink. Below the list, there are several empty grid lines. At the bottom of the page, there is a scale indicator: 'Scale: 1 square = \_\_\_\_\_'.

57 -	3	XRF	avg
39 -	3	XRF	avg
73 -	3	XRF	avg
4 -	3	XRF	avg
40 -	3	XRF	avg
5 -	3	XRF	avg
9 -	3	XRF	avg
3 -	3	XRF	avg
6 -	3	XRF	avg

Scale: 1 square = \_\_\_\_\_


3-4

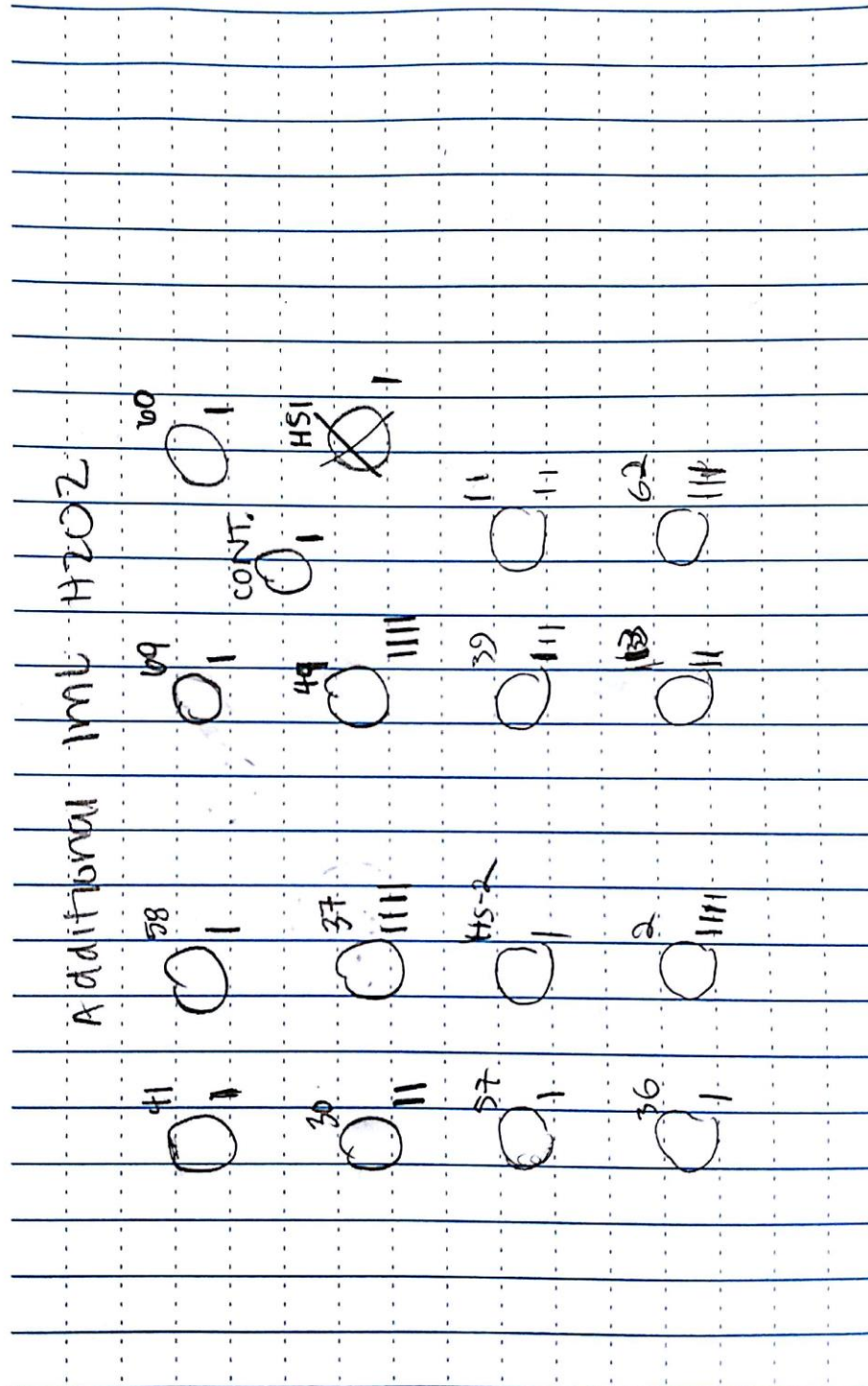
<u>ID</u>	<u>mass(g)</u>
58	1.0046
60	0.9955
69	0.9982
30	1.0014
37	1.0052
49	0.9976
41	1.0019
H51	0.9994
36	1.0019
57	1.0061
39	0.9974
2	1.0074
11	1.0027
62	1.0006
H52	1.0009
13	1.0023

\*41 → 5.5 ml conc. HNO<sub>3</sub>

Scale: 1 square = \_\_\_\_\_

*Plot on the Rain*





Scale: 1 square = \_\_\_\_\_

*Rite in the Rain*